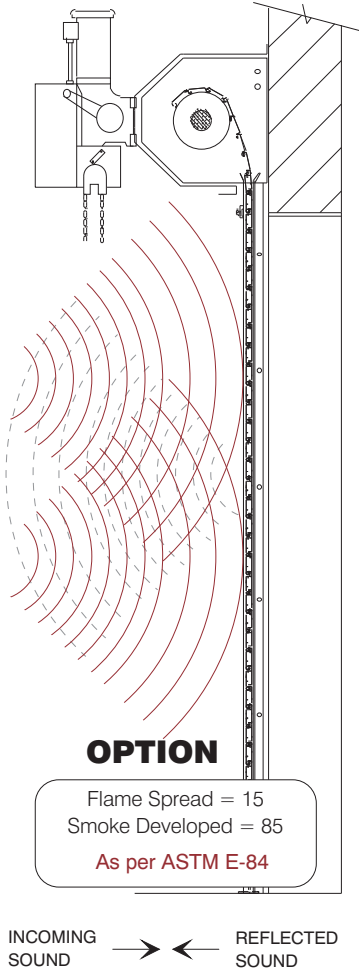


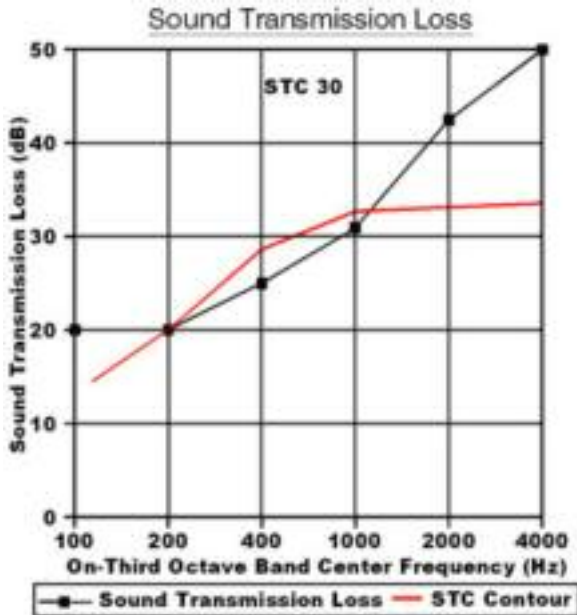
FULL THERMAL & SOUND BREAK



We also have the ability to accurately match the customer's color requirements when provided with the appropriate material samples.

INSTALLATION

Opening preparation, miscellaneous or structural metal work, access doors, finish or field painting, field electrical wiring, wire, conduit, fuses and disconnect switches are in the Scope of Work of other divisions or trades.



Alpine® PATENT # 5419386 Insul-Sound® SOUND RETARDANT DOOR



APPLICATION AND USE

ISO 9001 Registered Company

Alpine Insul-Sound Doors are ideal for use in areas where a moderate level of sound protection is required. Warehouse Facilities, Storage Buildings, Music Recording Studios are just a few applications.

THE ALPINE ADVANTAGE AND BENEFIT

Alpine Insul-Sound Doors are designed for easy operation and are trouble free with minimal maintenance required. Alpine doors have been proven for use on thousands of installations for Commercial and Business locations. Alpine's quality and workmanship are proven throughout the door industry. Our hands-on approach to every job ensures customer satisfaction.

FUNCTIONAL BENEFITS

With well chosen components and materials it is possible to accomplish a fully thermo broken barrier. This is possible with the HIGH PERFORMANCE ALPINE INSUL-SOUND. It is both thermo broken as well as a sound barrier that will provide full sound protection. This feature is well suited for places that require minimal outside noise interference.

OTHER RELATED PRODUCTS



DOOR CONSTRUCTION

CURTAIN
 Constructed of Interlocking, roll-formed 2 3/4" Insulated Plastic Back (IPB) galvanized steel slats, G90 coating exterior (G60 interior), Structural Quality Grade C (ASTM A653/A653M) in 22 Gauge. Optional Gauges in 20 and 18. Finish Options: phosphate, baked enamel or powder coated.

GALVANIZED ENDLOCKS
 Hot dipped galvanized cast iron endlocks and windlocks riveted to the ends of every alternate slat, with (4) four, 1/4" rivets.

BOTTOM BAR
 Two roll formed galvanized steel angles equipped with vinyl weatherstripping which extends into the guides. Standard finish galvanized as per ASTM A 653/A 653 M.

BRACKET PLATES
 Steel plate not less than 1/4" thick. The drive end bracket plate is fitted with a sealed ball bearing. The plates are bolted to the wall mounting angle with 1/2" fasteners. The plate supports the counterbalance assembly and forms an end enclosure.

GUIDES
 Guides are designed using structural steel angles with a minimum thickness of 3/16", minimum 1 1/4" slotted connections and removable bellmount curtain stops to allow for curtain maintenance without removal of the guides. Bellmouth stops shall be flush with the guide groove. (Option: Vinyl Weather Stripping)

COUNTERBALANCE ASSEMBLY
 Steel pipe barrel of a size capable of carrying a curtain load with a maximum deflection of 0.03" per ft. of door width. The Heat treated helical torsion springs are encased in a steel pipe barrel designed for proper door balance. This is to ensure that effort to operate the door will not exceed 35 lbs. A sealed and prelubricated ball bearing is present at rotating support points. A Charge Wheel is located outside the end bracket, which is used for applying initial spring torque and for future adjustments.

HOOD Hexagon (Option: Square or Round)
 Produced in 22 gauge steel and formed to fit the contour of the brackets with 3/8" thick intermediate supports used as needed to prevent excessive sag.

OPERATION
 Push-up, hand chain, hand-crank, or motor operation available. For optional features see the motor operators section in this catalog. Please See Alpine's Motor Operator Page (www.alpinedoors.com/motoroperators.htm)

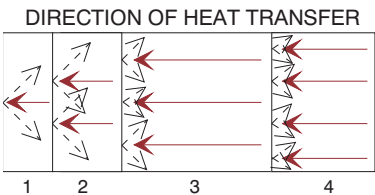
ACCESS CONTROLS: Optional control stations are available as Push Button Control Station or Key Control Stations. Special Control Stations are also available, please consult factory. Please See Alpine's Access Controls Page (www.alpinedoors.com/accesscontrols.htm)

LOCKING
 Optional cylinder locks. Also available with padlockable slide locks for latching and locking the door on the coil side of the bottom bar.

FASCIA GALVANIZED (OPTION)
 Useful where the area behind the hood is open. Especially applicable with pre-engineered buildings.

FINISH (OPTION)
 Steel surfaces are powder coated. Optional aluminum, mill finish, in clear anodized, bronze or black. Also available in Stainless Steel as per ASTM-A240, mill finish #2B, or satin finish #4. **Exo-Shield™:** The Powder Coat Finish is available for all of Alpine's Products and are available in over 188 standard colors with the option for custom colors and environmental requirements. Please See Alpine's Color Selection Page (www.alpinedoors.com/colors_standard.htm)

WEATHERSTRIPPING
 The bottom bar is equipped with a Neoprene Astragal. The guides are provided with Snap-on vinyl. The Hood contains a Neoprene baffle. Option: Lintel baffle for the hood.



HEAT CONDUCTION THROUGH A MULTILAYERED MEDIUM:
 The quantity of heat (Q) that flows in the normal direction through a multilayered medium (shown below), in which each layer is homogenous and has a different thermal conductivity.

