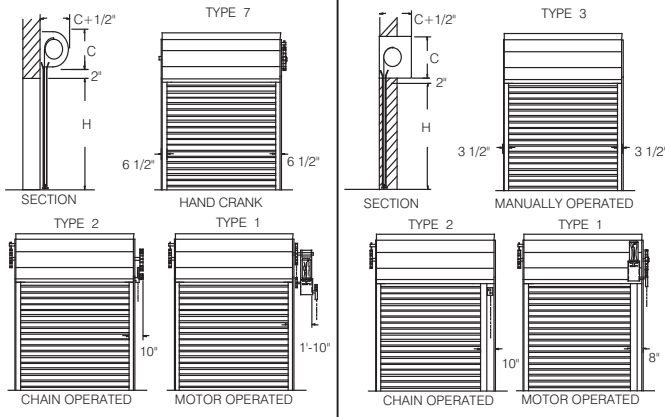


CLEARANCE DETAILS

H = Clear Open Height, C = Bracket Size

FACE MOUNTED

BETWEEN JAMB MOUNTED



IMB - V8™

15/16" THICK INSULATED SLAT



APPLICATION AND USE

ISO 9001 Registered Company

Alpine Insulated IMB-V8 Doors are used for Loading Dock's, Warehouses, Shipping and Receiving Platforms, Healthcare Facilities, Distribution and Retail Outlets, Medical and Educational Facilities.

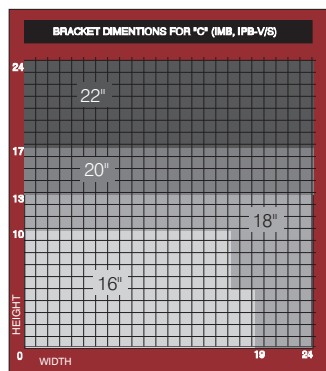
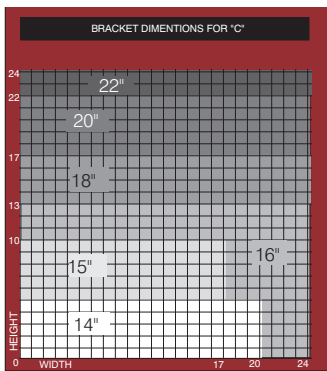
THE ALPINE ADVANTAGE AND BENEFIT

In times of rising energy costs, Alpine recognizes the need for better protection against the elements. To help combat this problem, Alpine introduces two insulated doors designed to provide energy efficiency. Both utilize a heat resistant polyurethane insulation with a low thermal transmittance factor. To facilitate complete protection against the elements the thermal seal door combines the features of the weather seal door, with a neoprene hood baffle, weather strip guides and rubber seal for the bottom bar. Alpine Overhead Doors, Inc., Insulated rolling service doors are designed using computer generated technology and are fabricated according to your specific requirements.

FUNCTIONAL BENEFITS

Alpine's IMB-V8 metal on metal insulated slat has foamed in place polyurethane insulation at a min 15/16" thick. The insulation bonds to the metal skin and strengthens the slat. Front slat available in 24, 22, 20, 18 and 16 gauge. Backing available in 22 gauge. Patent # 288131. The door curtain consists of interlocking flat slats, foamed-in-place with CFC-free and HCFC-free polyurethane insulation. Endlocks are attached to each alternate slat allowing the door to maintain proper alignment as it travels both up and down. If your door project requires you to meet specific windload criteria, we also incorporate windlocks to the ends of each the door curtain slats.

OTHER RELATED PRODUCTS



INSULATED OPTIONS



Slats are roll-formed, galvanized steel and are prepared with a rust-inhibitive prime coating that is either baked on or powder coated within our complete powder-coat department offering a variety of colors.

LENGTH = 2 5/8"
DEPTH = 15/16"

INSTALLATION

Rolling service doors as manufactured by Alpine Overhead Doors, Inc. Opening preparation, miscellaneous or structural metal work, access doors, finish or field painting, field electrical wiring, wire, conduit, fuses and disconnect switches are in the Scope of Work of other divisions or trades.

DOOR CONSTRUCTION

CURTAIN

Constructed of Interlocking, roll-formed 2 5/8" galvanized flat slats, 15/16" thick, a CFC-Free, Foamed-in-Place Polyurethane Insulated Slat that provides protection against air infiltration. G90 coating exterior, G60 coating interior, Structural Quality Grade C, as per ASTM-A653/A653-M. Slat Options: 22 gauge stainless steel. Finish options: phoshate, baked enamel or powder coated.

GALVANIZED ENDLOCKS/WINDLOCKS

Ductile Cast iron, hot-dipped galvanized endlocks/windlocks are riveted to the ends of the slats with 1/4" rivets. Option in brass material which prevents sparking. Furnish windlocks based on windload specifications.

BOTTOM BAR

Two roll-formed galvanized steel angles which are designed to reinforce the bottom of the curtain. Equipped with vinyl weatherstripping which extends into the guides. Galvanized steel as per ASTM-A653/A653-M. Weather seals are provided on the bottom bar, the exterior guides and the interior of the hood. Optional weather seals can be provided for the interior guides and or the lintel.

GUIDE

Guides are designed using structural steel angles with a minimum thickness of 3/16", minimum 1/4" slotted connections and removable bellmouth curtain stops which allow for curtain maintenance without removal of the guides. They are equipped with vinyl weather seals.

SPRING COUNTERBALANCE

To be housed in a steel pipe with a diameter and wall thickness to restrict maximum deflection to 0.03" per foot of door width. Springs are of the helical torsion type which are designed to include an overload factor of 25% for optimum ease of operation. The springs are grease packed and mounted on a cold rolled steel inner shaft. Spring tension is adjustable from the outside of the end bracket plate. Sealed ball bearings prevent wear on the pipe shaft. Life Cycle 17.5M thru 400M. The counterbalance assembly is designed with a helical torsion spring which is housed in a pipe barrel. The springs are computer designed to effectively counterbalance the door for a standard 20,000 life cycles of operation. High cycle springs can be designed to satisfy up to 400,000 life cycles.

BRACKETS

Steel plate not less than 1/4" thick with ball bearings at rotating support points. When bolted to the wall the mounting angle it supports the counterbalance assembly and forms an end enclosure. Option: Stop Lock Bearing which prevents the door from free falling in the event of a drive operation failure.

HOOD Hexagon (Option: Square or Round)

Made from #22 gauge galvanized steel and formed to fit the contour of the end brackets. Optional material in stainless steel or aluminum. Equipped with a neoprene air baffle. Finish Options: phosphate, baked enamel or powder coated.

FASCIA GALVANIZED (OPTIONAL)

Useful where the area behind the hood is open. Especially applicable with pre-engineered buildings.

OPERATION

Available in push-up, hand chain, hand-crank, or motor operation. For other optional features see the motor operators section in this catalog. *Please See Alpine's Motor Operator Page (www.alpinedoors.com/motoroperators.htm)*

ACCESS CONTROLS: Optional control stations are available as Push Button Control Station or Key Control Stations. Special Control Stations are also available, please consult factory. *Please See Alpine's Access Controls Page (www.alpinedoors.com/accesscontrols.htm)*

LOCKING

Option: 1. Can be equipped with slide locks for latching and locking the door on the coil side of the bottom bar. Option: 2. Cylinder Locks. Option: 3. Electric Interlocks are recommended for motorized doors.

FINISH

Slats are prepared with a minimum galvanizing of G-60 (interior) and G-90 (exterior). The hoods are galvanized and other exposed ferrous surfaces are either prime painted or powder coated. (188 Powder Coat colors to choose from.)

Exo-Shield™: The Powder Coat Finish is available for all of Alpine's Products and are available in over 188 standard colors with the option for custom colors and environmental requirements. *Please See Alpine's Color Selection Page (www.alpinedoors.com/colors_standard.htm)*

GALVANIZING (OPTION)

Applied to the guides, brackets, pipe shafts and gears in addition to Standard Specifications. Applied where conditions of extreme or unusual atmospheric contamination is present. As per ASTM-A123.

