

Insulated Doors

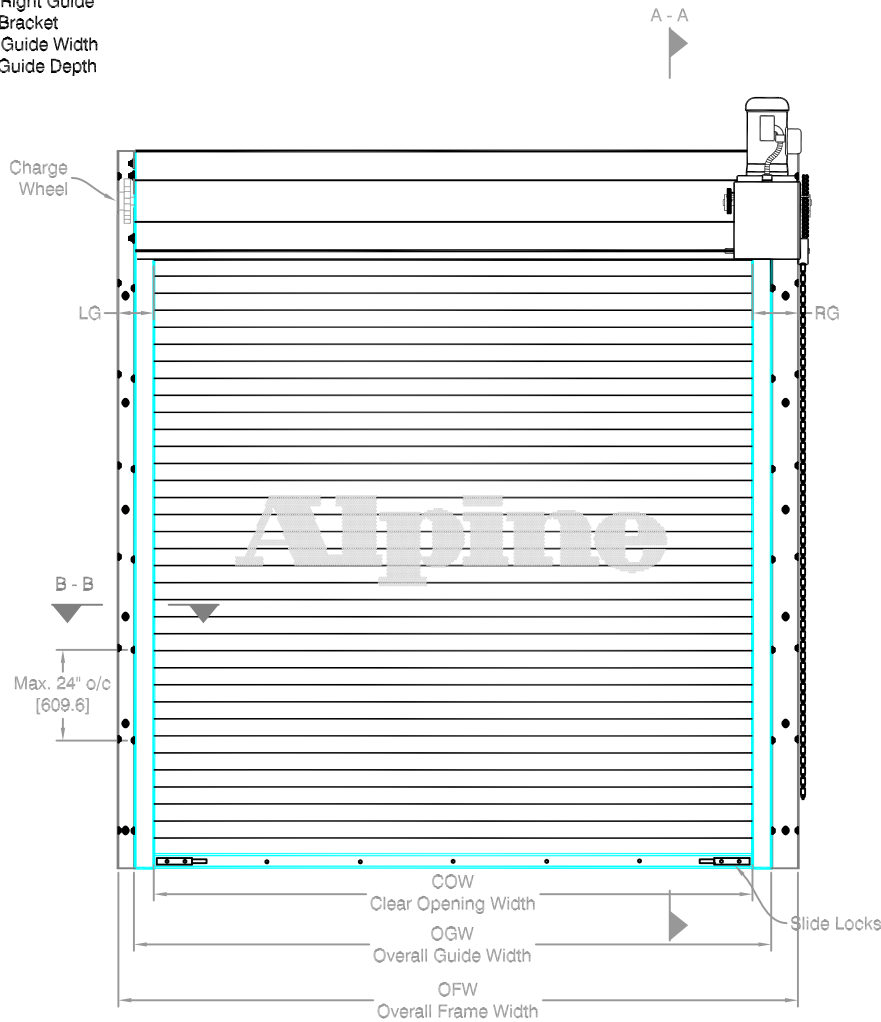
IMB-V8 Slat



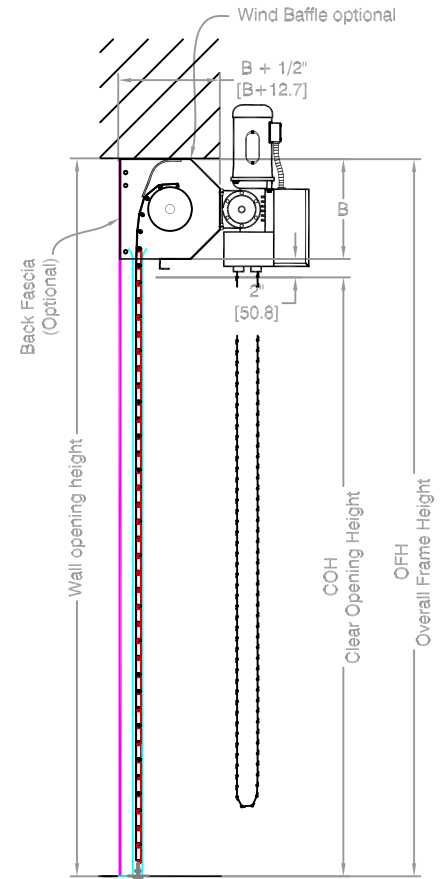
Motor Operated
Between Jamb Mounted

Page#: Page 1

LG - Left Guide
RG - Right Guide
B - Bracket
GW - Guide Width
GD - Guide Depth

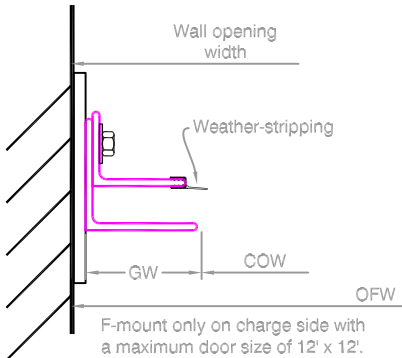


COIL SIDE ELEVATION

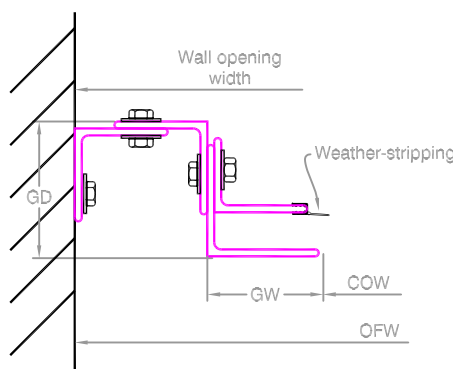


VERTICAL SECTION A - A

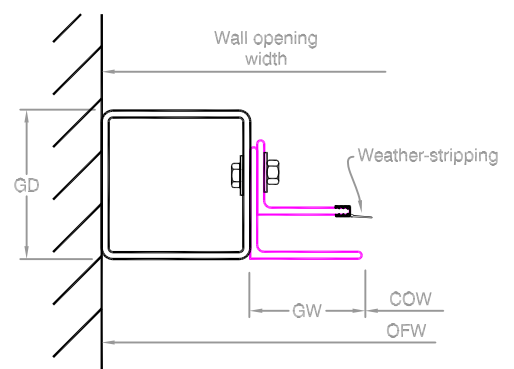
STEEL MOUNTED



PACKOUT MOUNTED



TUBE MOUNTED



GUIDE SECTION B - B

Notes:

1. See page 2 for more options.
2. All metric conversions of dimensions are shown in brackets [].

SALES REP:

CUSTOMER:

JOB NAME:

NUMBER:

Manufactured by:



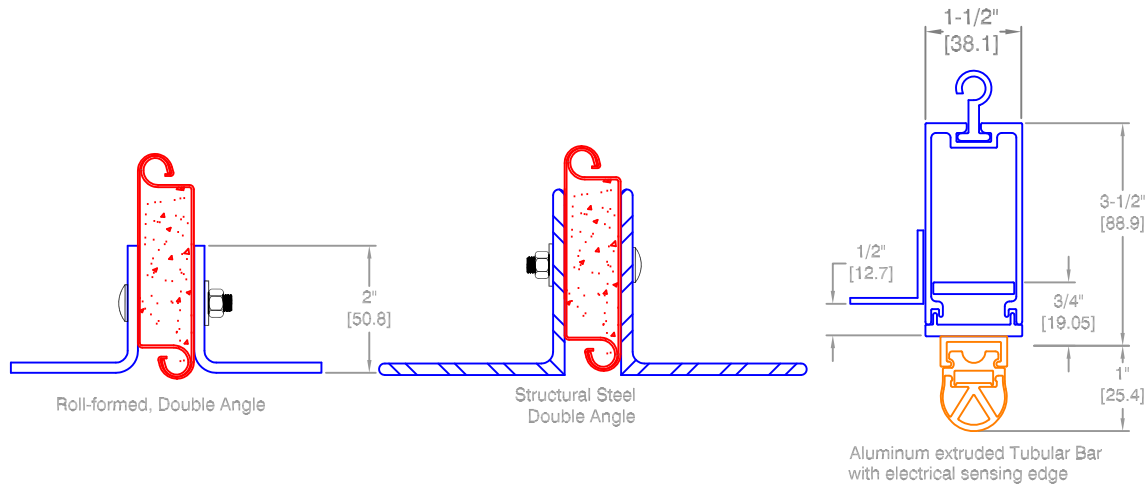
8 HULSE ROAD EAST SETAUKET, N.Y. 11733
TEL: (631)473-9300 FAX: (631)642-0800
© COPYRIGHT MAR 2007



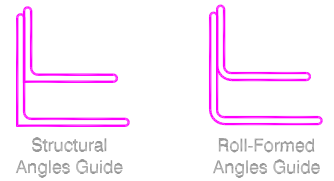
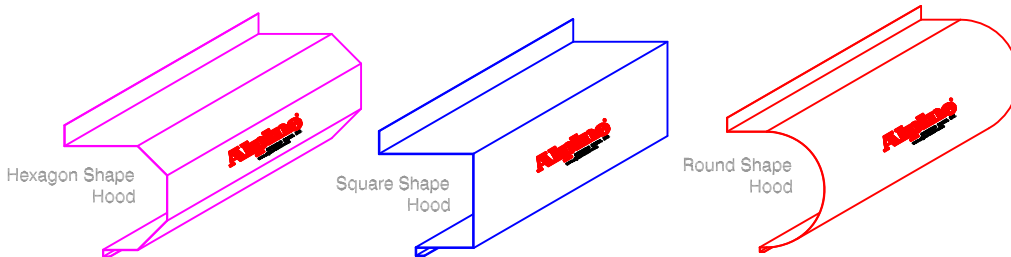
Motor Operated
Between Jamb Mounted

Page#:

Page 2

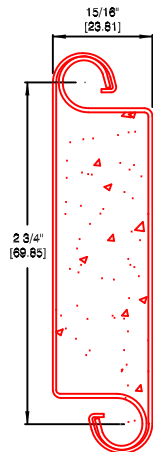


BOTTOM BAR DETAIL


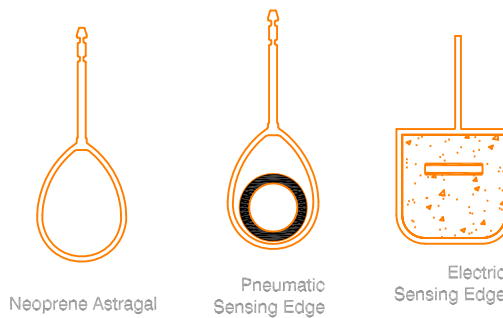


HOOD SHAPES AVAILABLE FOR THIS DOOR

GUIDE OPTIONS



IMB V8 roll formed IMB flat slat sections w/ styrofoam insulation



CURTAIN DETAILS

OBSTACLE EDGES AVAILABLE

WIND BAFFLE DETAIL

Distributed By:

Call your Alpine representative for additional options and safety products to help find the best Alpine door to suit your needs.

Manufactured by:



OVERHEAD DOORS, INC.
8 HULSE ROAD EAST SETAUKET, N.Y. 11733
TEL: (631)473-9300 FAX: (631)642-0800
© COPYRIGHT MAY 2007

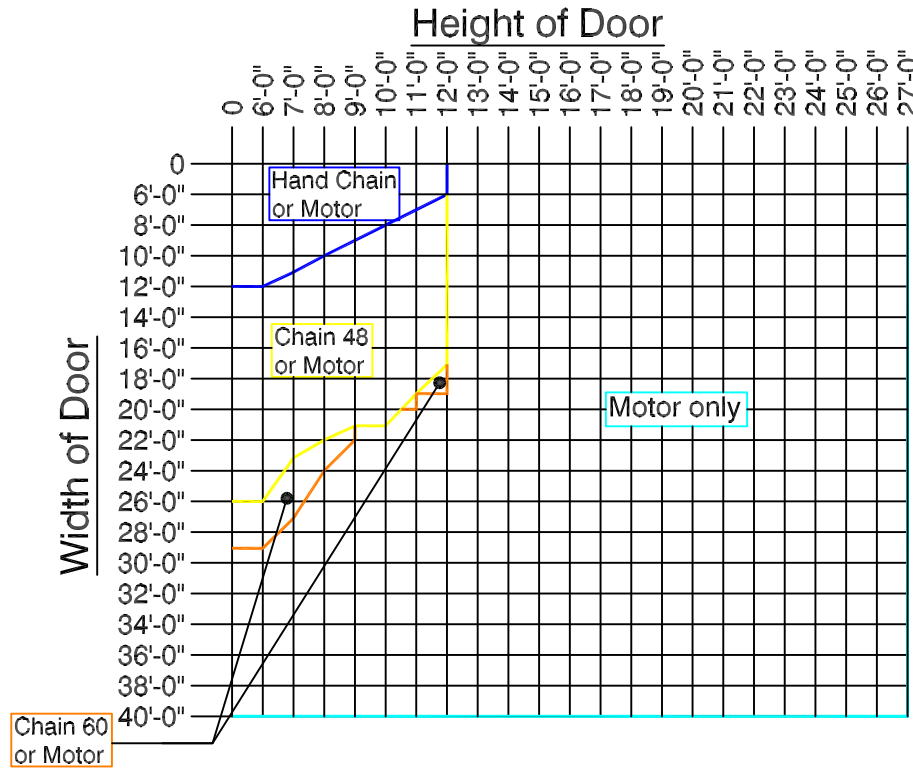
NOTE: MAXIMUM PIPE DEFLECTION ON ANY SIZE DOOR IS .034



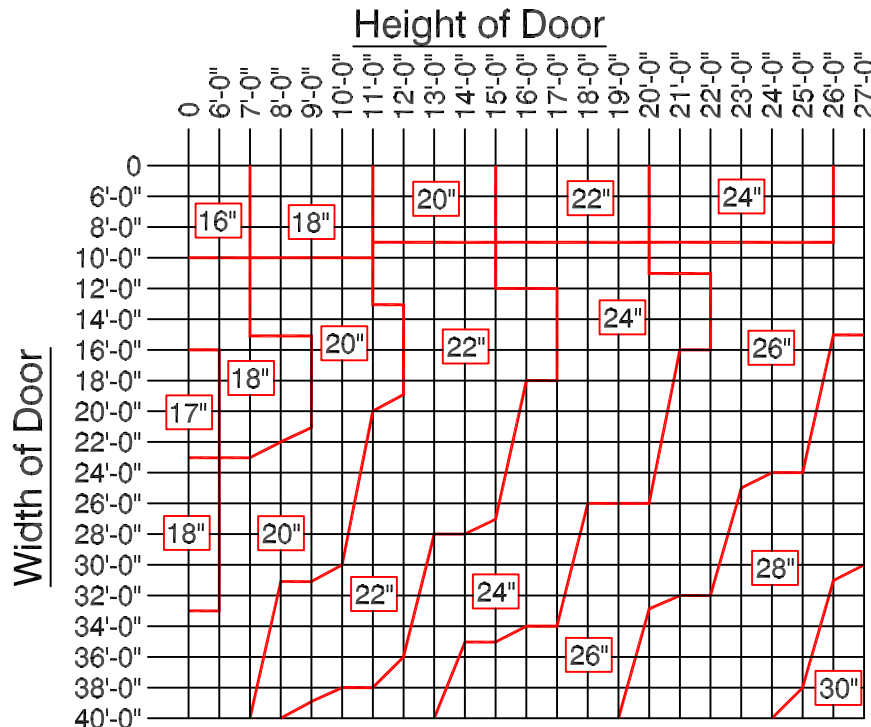
Page#:

Page 3

Finding the minimum required operation for the size door you need.



Finding the minimum required bracket size for the door you need.



NOTE: Bracket sizes may vary based on gauge of curtain. Bracket size is directly related to the pipe low moment arm deflection (not more than .03 inches per foot).

To use Chart: Find where your door width and height meet to find the minimum bracket size for your door. For any door size larger than what is represented here please consult your Alpine Overhead Doors, Inc. Factory. This Graph is for reference only, subject to change without notice.

Distributed By:

Manufactured by:



8 HULSE ROAD EAST SETAUKET, N.Y. 11733
 TEL: (631)473-9300 FAX: (631)642-0800
 © COPYRIGHT DEC 2006