

# HURRICANE PROTECTION DOOR

# IMB or IPB Flat Slat



Patent # 5657805  
**REDI-STORM™**  
 WINDSTORM RESISTANT  
 INSULATED FIRE DOOR **IMB**

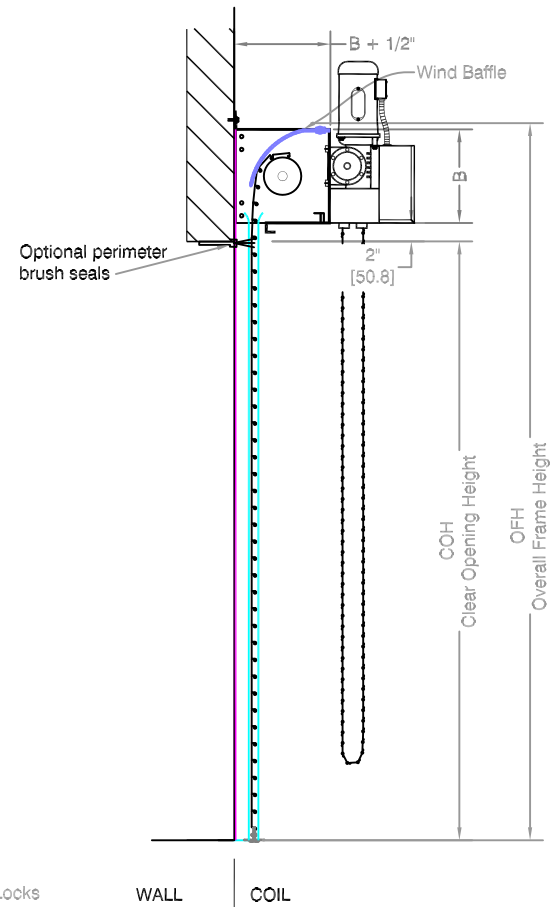
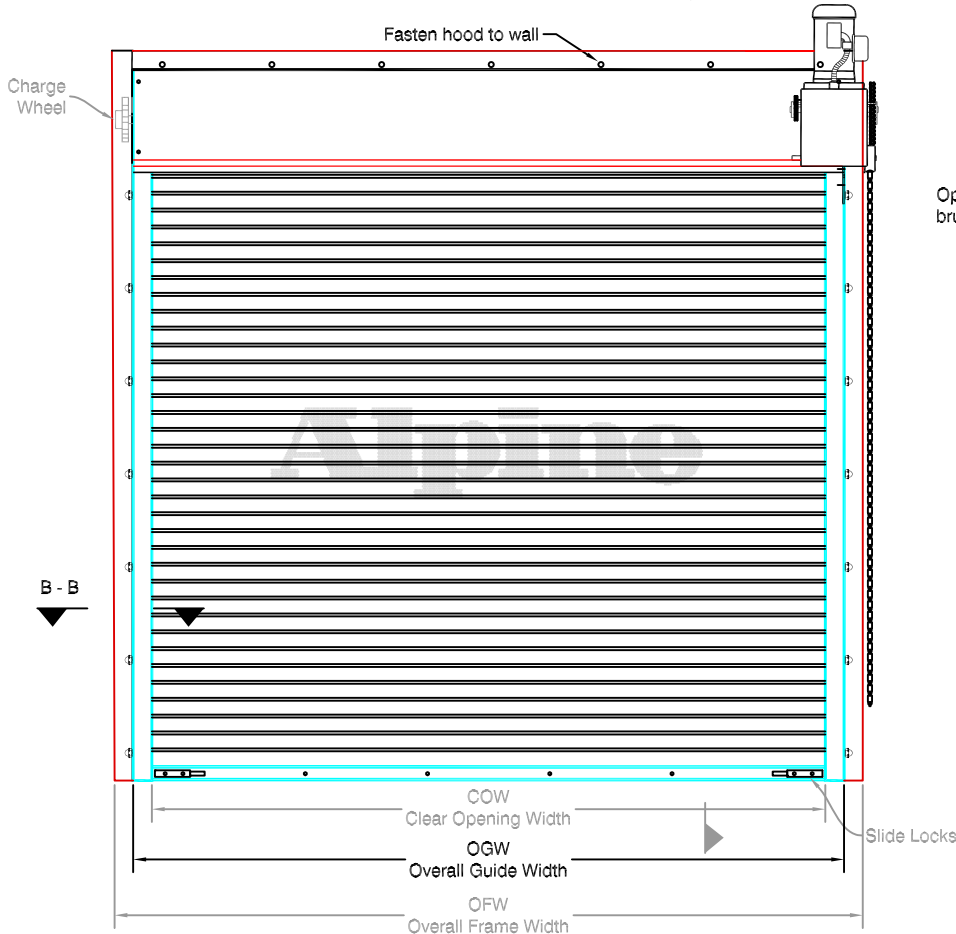
Motor Operated  
 Face of Wall Mounted

Page#:

Page 1

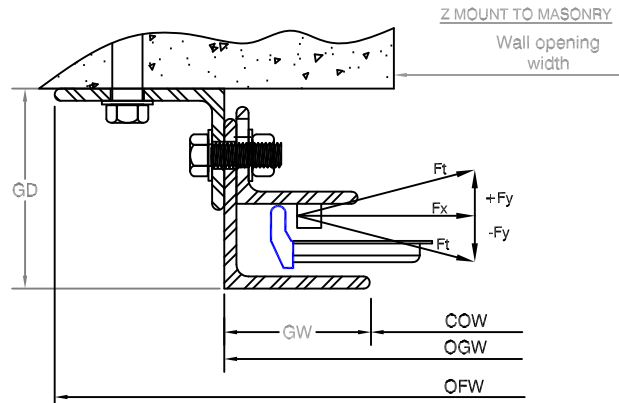
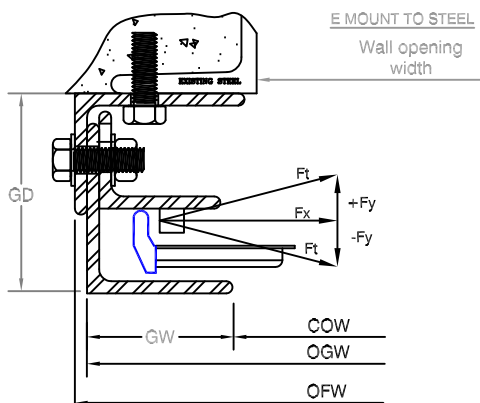
LQ - Left Guide  
 RG - Right Guide  
 B - Bracket  
 GW - Guide Width  
 GD - Guide Depth

A - A



COIL SIDE ELEVATION

VERTICAL SECTION A - A



GUIDE SECTION B - B

## Notes:

- See page 2 for more options.
- All metric conversions of dimensions are shown in brackets [ ].

SALES REP:

CUSTOMER:

JOB NAME:

NUMBER:

Manufactured by:

**Alpine®**  
 OVERHEAD DOORS, INC.

8 HULSE ROAD EAST SETAUKET, N.Y. 11733

TEL: (631)473-9300 FAX: (631)642-0800

© COPYRIGHT MAY 2007

# HURRICANE PROTECTION DOOR

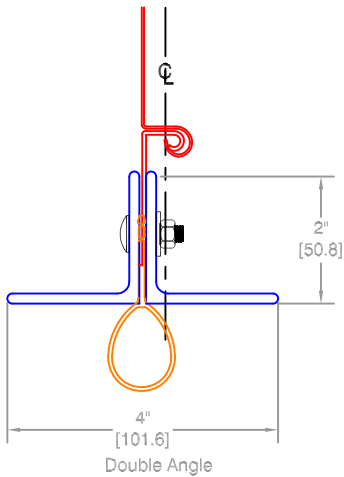
IMB or IPB Flat Slat

Patent # 5657805  
**REDI-STORM™**  
 WINDSTORM RESISTANT  
 INSULATED FIRE DOOR **IMB**

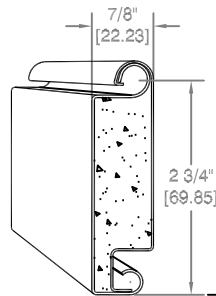
Motor Operated  
 Face of Wall Mounted

Page#:

Page 2

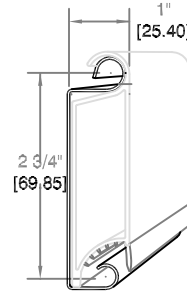


IMB

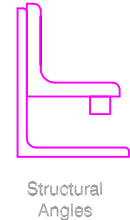


roll formed 2 3/4" flat slats  
 w/ insulation

IPB



roll formed 2 3/4" flat slat sections  
 w/ snap-on hollow pvc extrusions



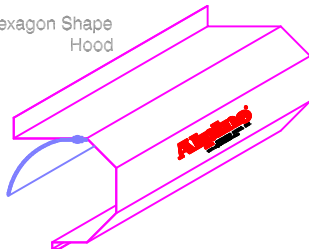
Structural  
 Angles

BOTTOM BAR DETAIL

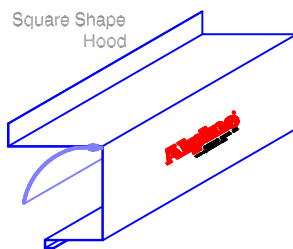
CURTAIN OPTIONS

GUIDE STYLE

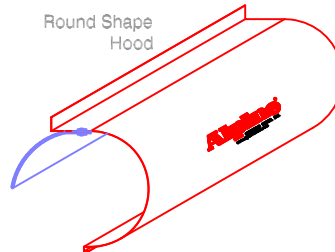
Hexagon Shape  
 Hood



Square Shape  
 Hood




Round Shape  
 Hood



Neoprene  
 Astragal



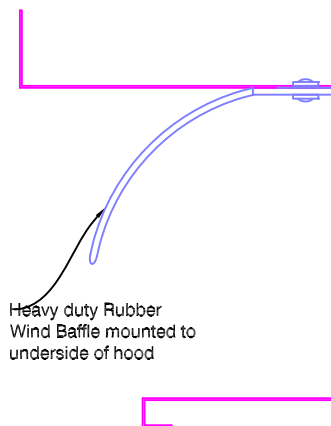
Pneumatic  
 Sensing Edge



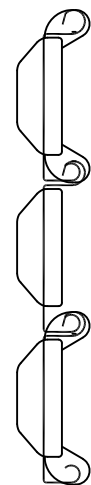
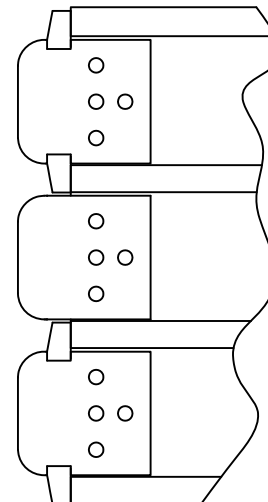
Electric  
 Sensing Edge

HOOD SHAPES AVAILABLE FOR THIS DOOR

OBSTACLE EDGES AVAILABLE



Heavy duty Rubber  
 Wind Baffle mounted to  
 underside of hood



WIND BAFFLE DETAIL

CONTINUOUS WINDLOCKS

Distributed By:

Call your Alpine representative for additional options and  
 safety products to help find the best Alpine door to suit your  
 needs.

Manufactured by:

**Alpine®**  
 OVERHEAD DOORS, INC.

8 HULSE ROAD EAST SETAUKET, N.Y. 11733

TEL: (631)473-9300 FAX: (631)642-0800

© COPYRIGHT MAY 2007

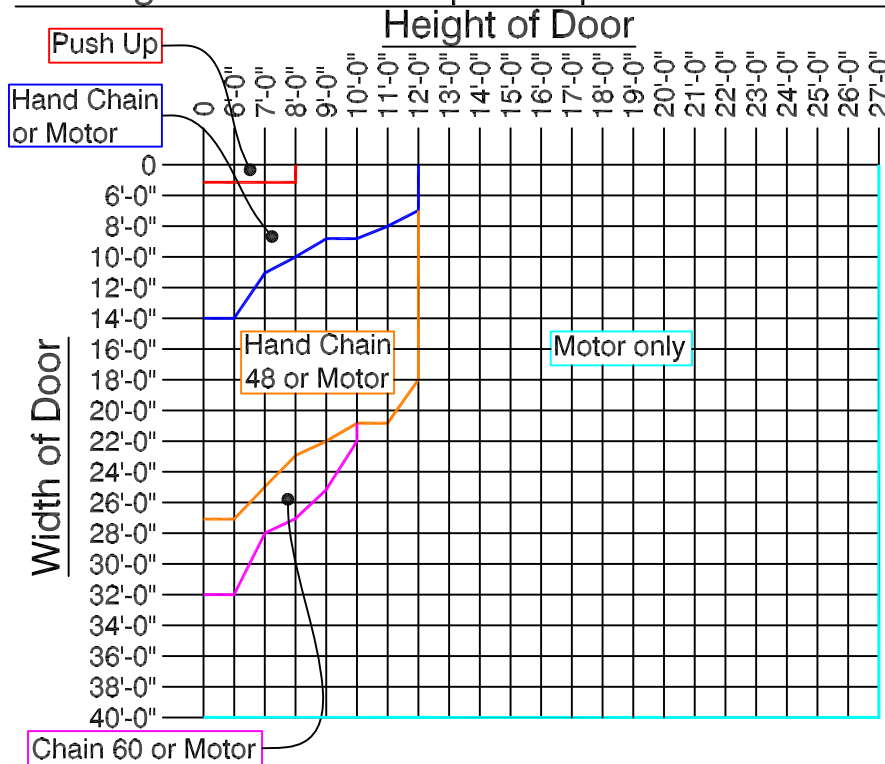
NOTE: MAXIMUM PIPE  
DEFLECTION ON ANY SIZE  
DOOR IS .034

Patent # 5657805  
**REDI-STORM™**  
WINDSTORM RESISTANT  
INSULATED FIRE DOOR **IMB**

Page#:

Page 3

Finding the minimum required operation for the size door you need.



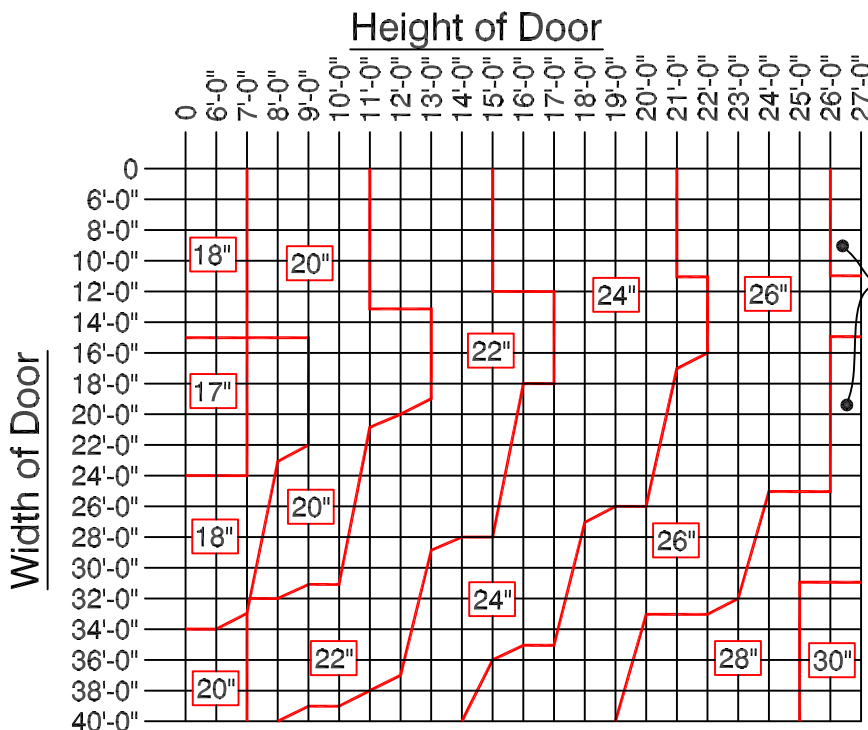
## Operator Legend

- Manual Push Up Operation
- Hand Chain Operation
- Hand Chain with Gear Reduced 48
- Hand Chain with Gear Reduced 60
- Motor Operation Only

To use Chart: Find where your door width and height meet to find the minimum operation that may be used for that door size.

For example: The blue line indicates a Hand Chain Operation. Any size door on that line or above that line may use a Hand Chain, including the door sizes that fall into the Manual push up door. But, The Manual push up door may not be used for any door size below the line representing Push up operation. For any door size larger than what is represented here please consult your Alpine Overhead Doors, Inc. Factory. This Graph is for reference only, subject to change without notice.

Finding the minimum required bracket size for the door you need.



NOTE: Bracket sizes may vary based on gauge of curtain. Bracket size is directly related to the pipe low moment arm deflection (not more than .03 inches per foot).

To use Chart: Find where your door width and height meet to find the minimum bracket size for your door. For any door size larger than what is represented here please consult your Alpine Overhead Doors, Inc. Factory. This Graph is for reference only, subject to change without notice.

Distributed By:

Manufactured by:

**Alpine®**  
OVERHEAD DOORS, INC.

8 HULSE ROAD EAST SETAUKET, N.Y. 11733

TEL: (631)473-9300 FAX: (631)642-0800

© COPYRIGHT DEC 2006