

# Wooden Counter-Shutter Door



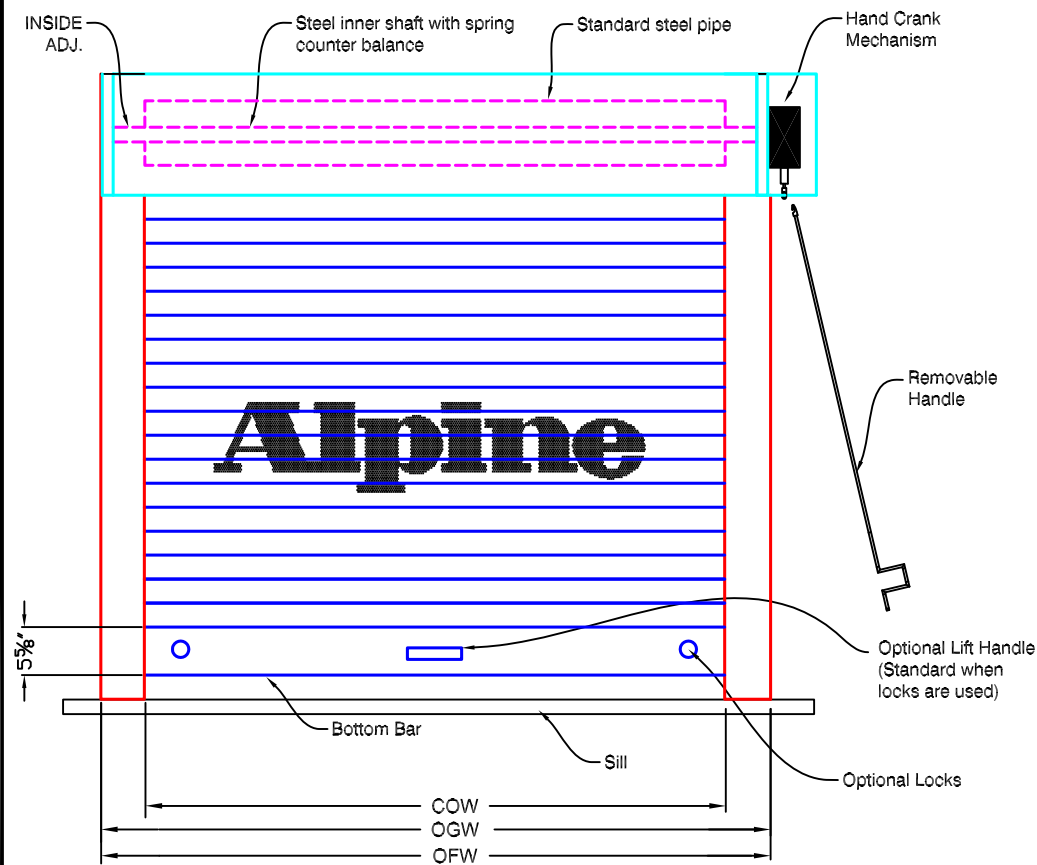
Hand Crank Operated  
Face of Wall Mounted

Page#:

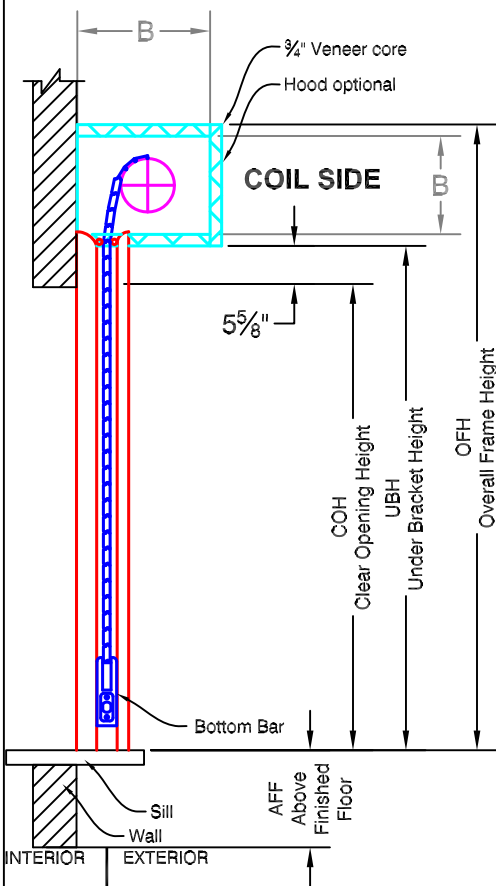
Page 1

LG - Left Guide  
RG - Right Guide  
B - Bracket  
GW - Guide Width  
GD - Guide Depth

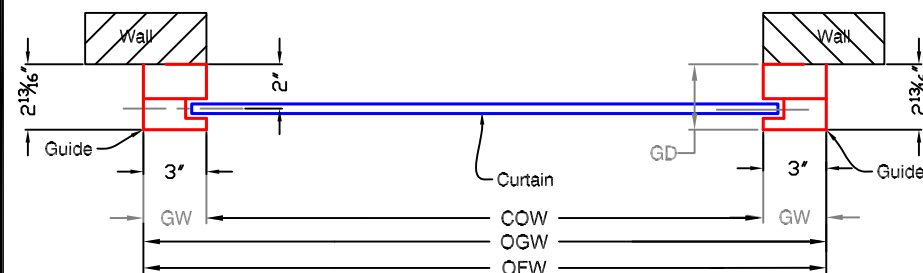
Door is shown right hand drive, left hand is opposite.



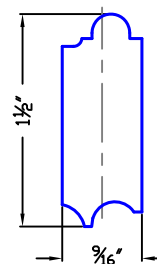
COIL SIDE ELEVATION



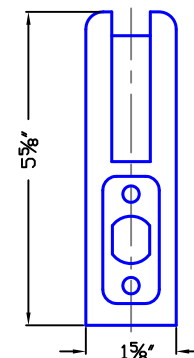
VERTICAL SECTION A - A



GUIDE SECTION



SLAT PROFILE



BBAR PROFILE

CURTAIN

BOTTOM BAR

## Notes:

- See page 2 for more options.
- All metric conversions of dimensions are shown in brackets [ ].

SALES REP:

CUSTOMER:

JOB NAME:

NUMBER:

Manufactured by:

**Alpine**<sup>®</sup>  
OVERHEAD DOORS, INC.

8 HULSE ROAD EAST SETAUKET, N.Y. 11733

TEL: (631)473-9300 FAX: (631)642-0800

© COPYRIGHT MAY 2007

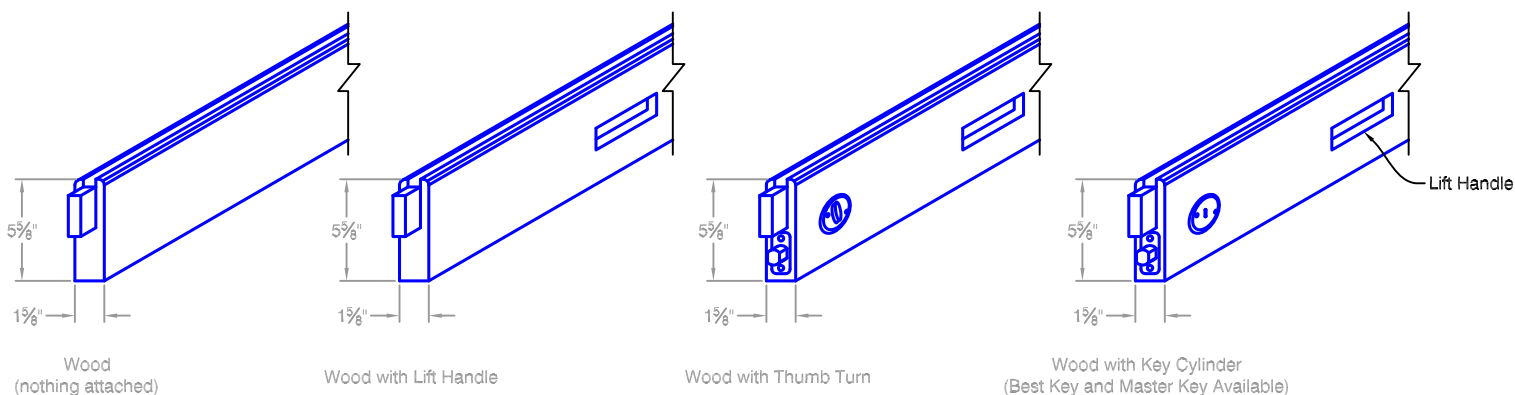
# Wooden Counter-Shutter Door

*Wooden Counter Shutters*  
*Beautifying your space*

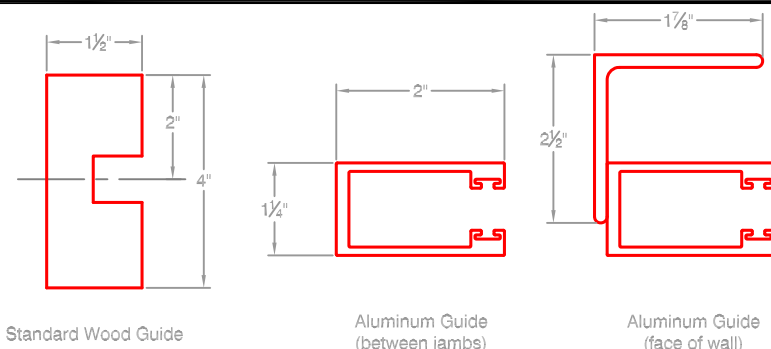
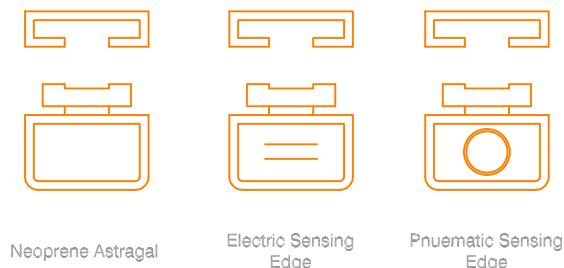
Hand Crank Operated  
 Face of Wall Mounted

Page#:

Page 2

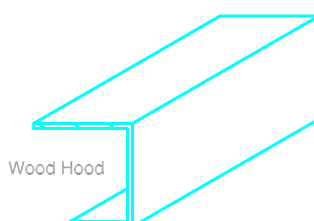



## BOTTOM BAR OPTIONS AVAILABLE FOR THIS DOOR



## OPTIONAL EDGES AVAILABLE

## GUIDES AVAILABLE FOR THIS DOOR



## HOOD SHAPES AVAILABLE FOR THIS DOOR

Distributed By:

Call your Alpine representative for additional options and safety products to help find the best Alpine door to suit your needs.

Manufactured by:

**Alpine**<sup>®</sup>  
 OVERHEAD DOORS, INC.  
 8 HULSE ROAD EAST SETAUKET, N.Y. 11733  
 TEL: (631)473-9300 FAX: (631)642-0800  
 © COPYRIGHT MAY 2007