


# Insulated Doors

# IMB-V9 Slat

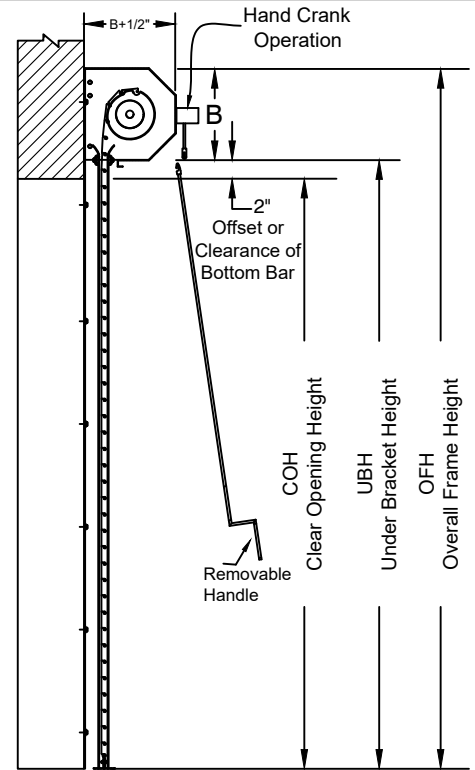


Hand Crank Operated  
Face of Wall Mounted

Page #: Page 1



**COIL SIDE ELEVATION**

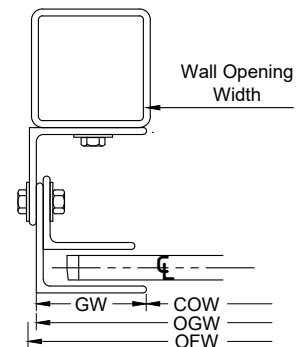
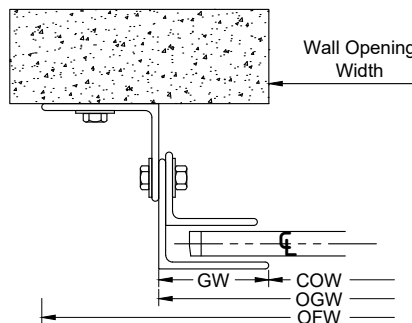
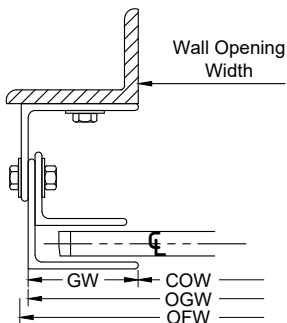


**VERTICAL SECTION**

**FACE MOUNTED TO STEEL**

**FACE MOUNTED TO MASONRY**

**FACE MOUNTED TO TUBE**



**GUIDE SECTION**

**Notes:**

1. See page 2 for more options.

SALES REP.:

CUSTOMER:

JOB NAME:

NUMBER:

Manufactured by:



OVERHEAD DOORS, INC.  
8 HULSE RD. E. SETAUKET, N.Y. 11733  
TEL: (631)473-9300 FAX: (631)642-0800

© COPYRIGHT January 2021

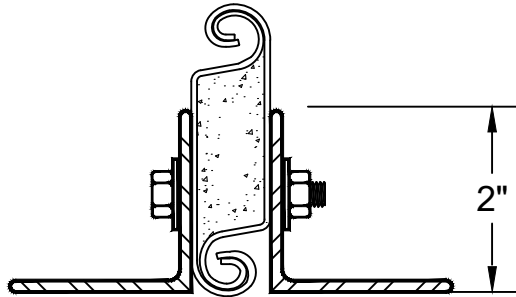
# Insulated Doors

# IMB-V9 Slat



Motor Operated  
Face of Wall Mounted

Page #: Page 2



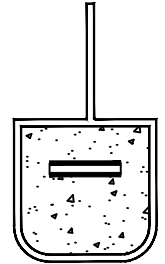
**BOTTOM BAR DETAIL**



Neoprene Astragal

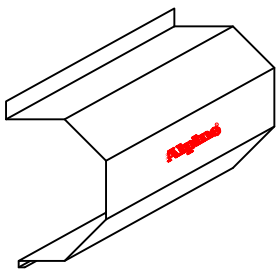


Pneumatic Sensing  
Edge

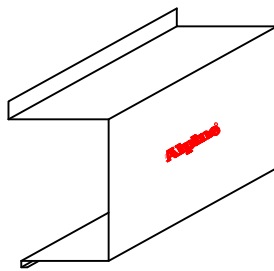


Electric Sensing  
Edge

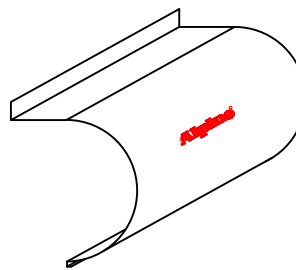
**OBSTACLE EDGES AVAILABLE**



Hexagon Hood

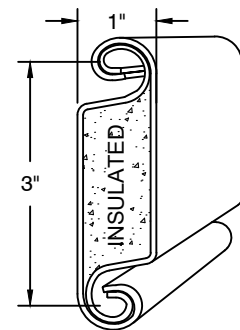


Square Hood

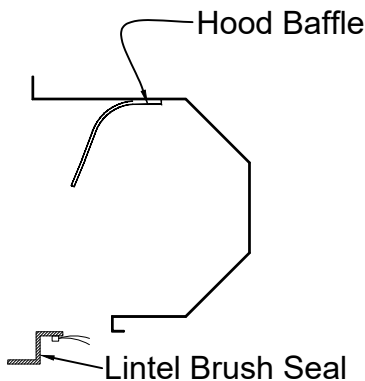


Round Hood

**HOOD SHAPES AVAILABLE FOR THIS DOOR**

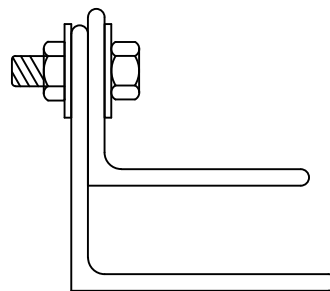


**CURTAIN**

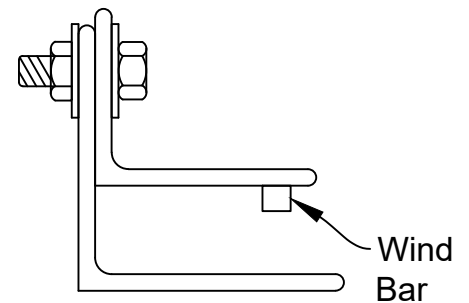


**OPTIONAL HOOD SEAL**

STANDARD



WINDLOAD



**GUIDE DETAILS**

Call your Alpine representative for additional options and safety products to help find the best Alpine door to suit your needs.

Manufactured by:



OVERHEAD DOORS, INC.  
8 HULSE RD. E. SETAUKET, N.Y. 11733  
TEL: (631)473-9300 FAX: (631)642-0800

© COPYRIGHT January 2021