


Insulated Doors

IMB-V9 Slat

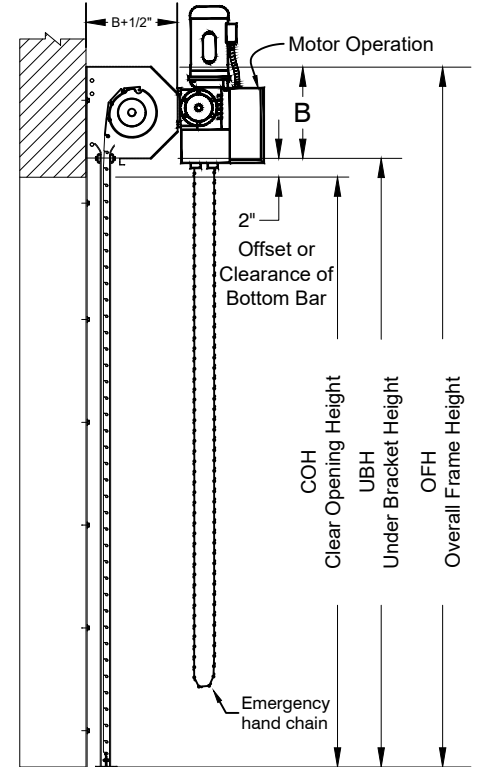


Motor Operated
Face of Wall Mounted

Page #: Page 1



COIL SIDE ELEVATION

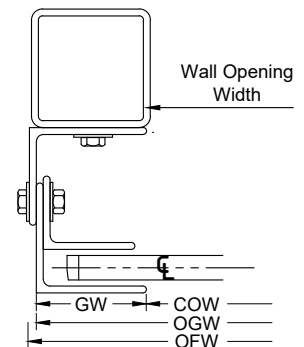
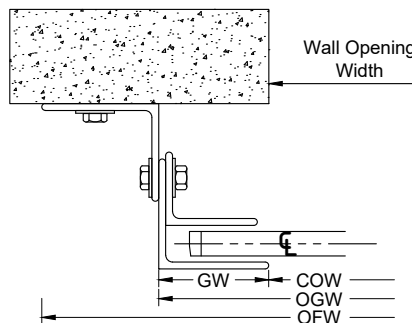
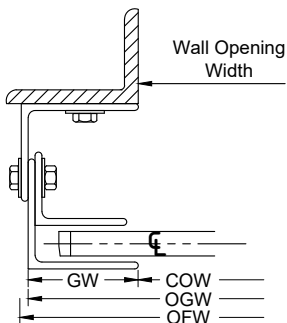


VERTICAL SECTION

FACE MOUNTED TO STEEL

FACE MOUNTED TO MASONRY

FACE MOUNTED TO TUBE



GUIDE SECTION

Notes:

1. See page 2 for more options.

SALES REP.:

CUSTOMER:

JOB NAME:

NUMBER:

Manufactured by:



OVERHEAD DOORS, INC.
8 HULSE RD. E. SETAUKET, N.Y. 11733
TEL: (631)473-9300 FAX: (631)642-0800

© COPYRIGHT January 2021

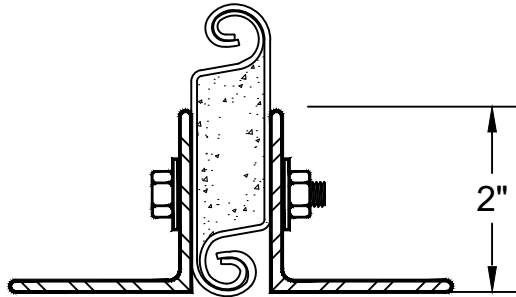
Insulated Doors

IMB-V9 Slat

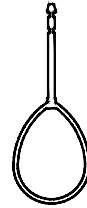


Motor Operated
Face of Wall Mounted

Page #: Page 2



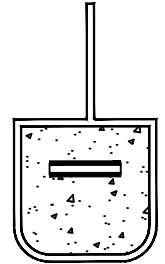
BOTTOM BAR DETAIL



Neoprene Astragal

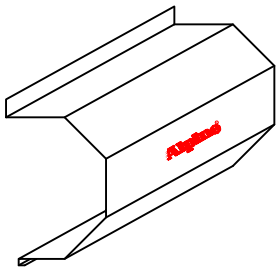


Pneumatic Sensing
Edge

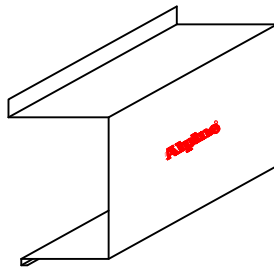


Electric Sensing
Edge

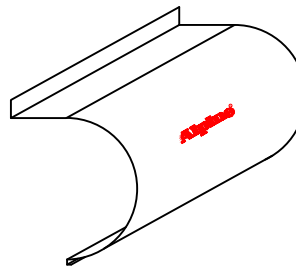
OBSTACLE EDGES AVAILABLE



Hexagon Hood

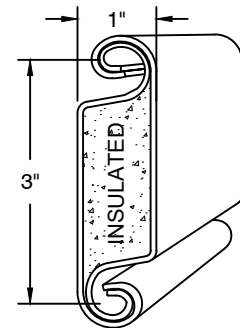


Square Hood

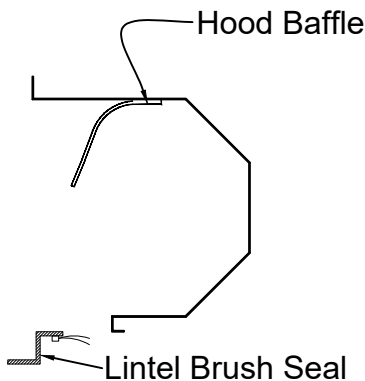


Round Hood

HOOD SHAPES AVAILABLE FOR THIS DOOR

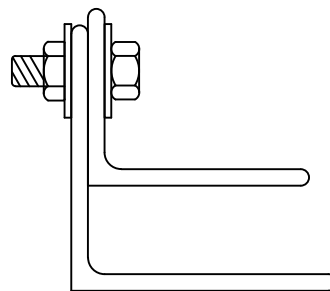


CURTAIN

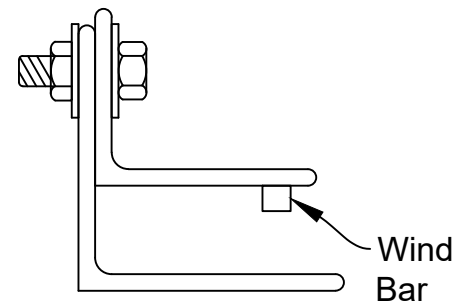


OPTIONAL HOOD SEAL

STANDARD



WINDLOAD



GUIDE DETAILS

Call your Alpine representative for additional options and safety products to help find the best Alpine door to suit your needs.

Manufactured by:



OVERHEAD DOORS, INC.
8 HULSE RD. E. SETAUKET, N.Y. 11733
TEL: (631)473-9300 FAX: (631)642-0800

© COPYRIGHT January 2021